



PROFINAL is a profile in natural and anodised silver aluminium. It is available in three widths 8, 10 and 12.5 mm. Ideal for joining two types of floor on the same level (e.g. tile/tile or tile/wood), creating a decorative separating profile. It is also suitable as a step nosing or to create a decorative strip in the covering. It protects the edge and withstands high loads and frequent traffic.

PROFINAL

NATURAL ALUMINIUM AND
ANODISED SILVER ALUMINIUM



NATURAL ALUMINIUM thermo packed 10 Pcs
bar length 2,7 lm - pack 40 Pcs - 108 lm

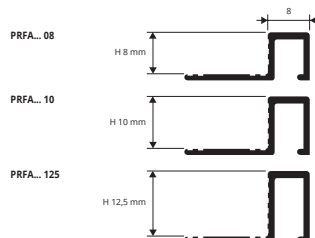
Article	H mm		
PRFAN 08	8		
PRFAN 10	10		
PRFAN 125	12,5		

COLOURS

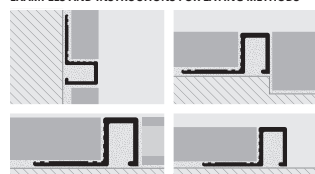


ANODISED SILVER ALUMINIUM thermo packed
bar length 2,7 lm - pack 40 Pcs - 108 lm

Article	H mm		
PRFAA 08	8		
PRFAA 10	10		
PRFAA 125	12,5		



EXAMPLES AND INSTRUCTIONS FOR LAYING METHODS



1. Choose the "PROFINAL" with the same height as the thickness of the covering. 2. Apply the adhesive onto the area of application of the profile. 3. Lay and align the profile pressing the perforated flange into the adhesive. 4. Lay the tiles, aligning them so that the top edge of the profile is "flush" with the tile. 5. Use the adhesive to seal any empty interstices. Oxidation marks may be easily removed by polishing the profiles with specific products to be found on sale such as Sidel, Smac and similar.

PROSQUARE


NATURAL BRASS



NATURAL BRASS
bar length 3 lm - pack 20 Pcs - 60 lm

Article	H x L mm		
PQEON 108	10 X 8		

COLOURS



PQEON 108



PROANGLE

CHROMED, POLISHED BRASS




CHROMED, POLISHED BRASS thermo packed
bar length 2,7 lm - pack 20 Pcs - 54 lm (PGAOC 10 : 27 lm)

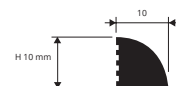
Article	L x H mm		
PGAOC 10 (chromed)	10 X 10		
PGAOL 10 (polished)	10 X 10		



COLOURS



PGAOL/OC 10



* = On demand, price and delivery time to be agreed.